

**InternetBridge-NT
InternetBridge-NT 4G**



Order code: see Order codes on page 2

Communication Module with Cellular/Ethernet Connection

Datasheet

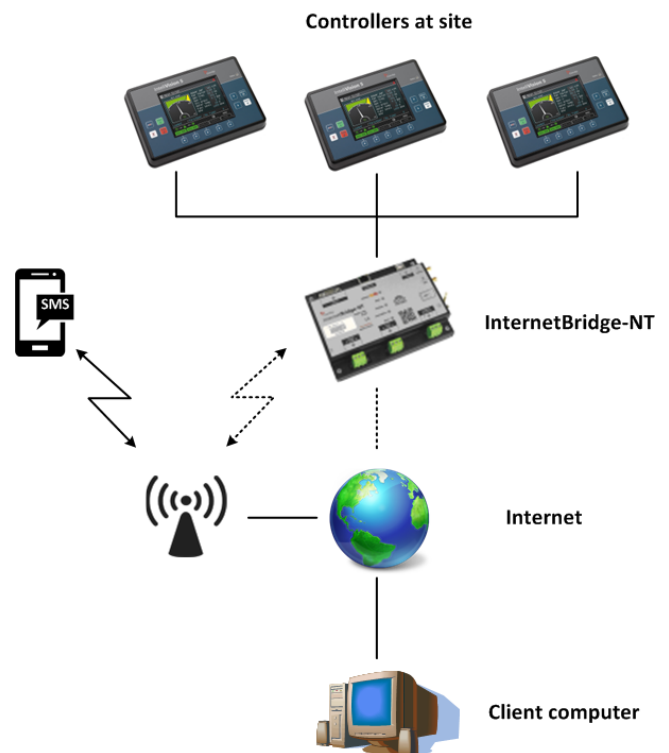
Product description

- ▶ Communication module that allows connection of a single controller as well as whole site to the Internet or Local area network.
- ▶ Connection to the Internet can be achieved via built-in cellular modem supporting 2G, 3G and 4G (LTE) networks or Ethernet cable.
- ▶ The built-in GPS receiver also enables location and tracking of the device via WebSupervisor.

Key features

- ▶ Wired Internet connection via ethernet port
- ▶ Wireless Internet connection via integrated 2G/3G/4G(LTE) cellular modem
- ▶ Version with 3G modem allows global usage
- ▶ Version with 4G modem is available in two modifications with different frequency bands supported.
- ▶ Tracking and time synchronization via integrated GPS receiver
- ▶ Active e-mails and SMS
- ▶ ComAp Direct IP or AirGate connection
- ▶ Web SCADA interface
- ▶ MODBUS/TCP, SNMP
- ▶ Metal housing with DIN-rail mount

Application overview



Order codes

InternetBridge-NT	3G version for global market	IB-NT
InternetBridge-NT 4G	4G (LTE) version, primarily for US market	CM2IB4GABFB
InternetBridge-NT 4G	4G (LTE) version for other markets	CM2IB4GEBFB

Note: To select proper order code please check the cellular modem **specification table** below against **network types and frequency bands provided by the operator with which the device is to be used.**

Technical data

General

Width x Height x Depth	180x130x45mm
Weight	450g
Power supply range	8-36VDC negative grounded
Power consumption	400mA@8V; 120mA@36V
Peak power consumption	cca 1,5A@8V; 0,5A@36V
Operating temperature	-20 to +60°C (-4 to 140°F)
Storage temperature	-40 to +80°C (-40 to 176°F)

Controller interfaces

RS-232	D-SUB9
RS-485	Galvanically separated, built-in balancing and terminating resistors activated by jumper
CAN	Galvanically separated, built-in terminating resistor activated by jumper

GPS

Antenna interface	SMA female, 5V/50mA
Antenna type	Active

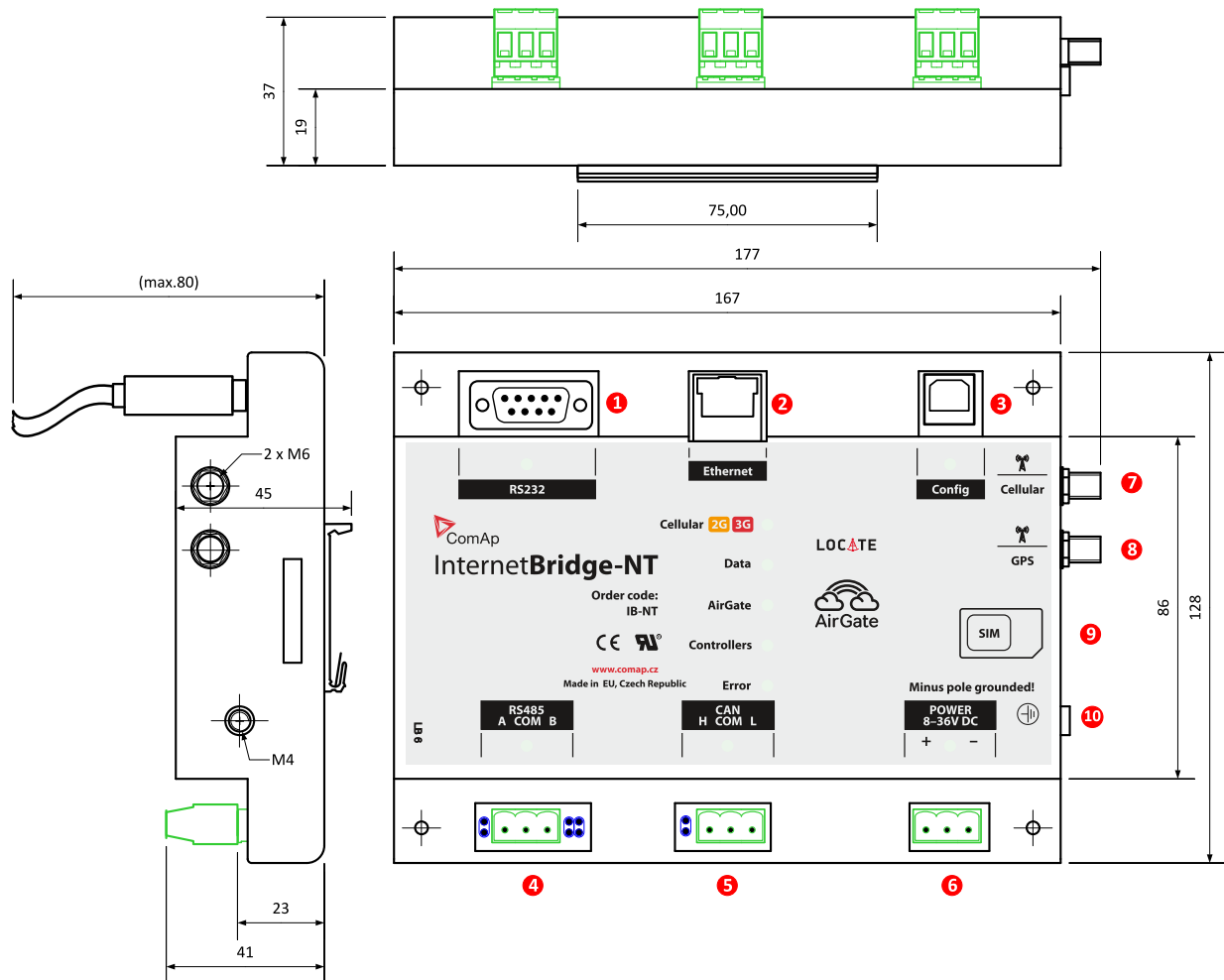
Network interfaces

Cellular modem	Supported networks: InternetBridge-NT	2G,3G
	Supported networks: InternetBridge-NT 4G	2G,3G,4G (LTE)
	Antenna interface	SMA female
Ethernet		RJ45, 100Mbit/s

Cellular Modem

Device type	Order code	2G Bands [MHz]	3G Bands [MHz]	4G Bands [MHz]
InternetBridge-NT	IB-NT	850, 900, 1800, 1900	800, 850, AWS(1700/2100), 1900, 2100 (Bands 6,5,4,2,1)	---
InternetBridge-NT 4G	CM2IB4GEBFB	900, 1800	900, 1800, 2100 (Bands 8,3,1)	800, 900, 1800, 2100, 2600 (Bands 20,8,3,7,1)
InternetBridge-NT 4G	CM2IB4GABFB	850, 900, 1800, 1900	850, AWS(1700/2100), 1900 (Bands 5,4,2)	700, 700, 850, AWS (1700/2100), 1900 (Bands 13,17,5,4,2)

Dimensions, terminals and mounting



- ① RS-232 port for single controller connection
- ② Ethernet port for wired LAN/Internet connection
- ③ USB port for device configuration

Note: USB port is used only for device configuration. It does not allow controller monitoring.

- ④ RS485 port for multiple controllers connection
- ⑤ CAN interface for multiple controllers connection
- ⑥ Power supply connector
- ⑦ Cellular antenna connector
- ⑧ GPS antenna connector
- ⑨ SIM card holder
- ⑩ Grounding screw


IMPORTANT: In hardware version 1.0 the device body is internally connected to the negative pole of the power supply.

Related products

Product	Description	Order code
InteliGen ^{NT}	Sophisticated high-end range gen-set controller for single and multiple gen-sets operating in standby or parallel modes	InteliGen NT
InteliSys ^{NT}	Premium gen-set controller designed for complex generator (standby and parallel) and cogeneration (CHP) applications involving single and multiple gen-sets	InteliSys NT
InteliLite	Product family designed for use in standby and prime power applications, which typically feature a single generator.	InteliLite
InteliCompact	Controllers designed for simple single and multiple set applications, which require automatic mains failure along, paralleling and load sharing functions.	InteliCompact
MainsCompact	Mains supervision unit designed to manage up to 31 InteliCompact NT MINT controllers operating in parallel to mains operation or multiple Automatic Mains Failure (AMF) mode.	MainsCompact
InteliMains ^{NT}	Mains supervision unit, which connects InteliGen NT and InteliSys NT controllers to the mains and serves as a bus-tie synchronizing controller between two groups of gen-sets.	InteliMains NT
Engine controllers	Family of engine controllers offers innovative and universal system integration for a wide range of engine driven platforms and applications.	Engine controllers

Note: You can find all related manuals and materials for InternetBridge-NT (4G) at <http://www.comap.cz/products/detail/InternetBridge-NT/>

Certificates and standards

<ul style="list-style-type: none"> ▶ IEC 60068-2-6 ▶ IEC 61000-4-2 ▶ IEC 61000-4-4 ▶ IEC 61000-4-5 ▶ IEC 61000-4-6 ▶ IEC 60068-2-27 	
<p>List of standards is available on: https://webstore.iec.ch/</p>	

