

NEW



## JCB QS GENERATORS G20QS – G220QS

18 – 200kVA PRP / 20 – 220kVA ESP 50Hz | 25 – 200kVA PRP / 28 – 220kVA ESP 60Hz



## PERFORMANCE AND INNOVATION.

THE G20QS TO G220QS ARE THE VERY LATEST GENERATORS IN THE COMPREHENSIVE JCB POWER PRODUCTS RANGE. AS WITH ALL OF OUR MODELS, THESE MACHINES ARE DESIGNED FOR ULTIMATE PRODUCTIVITY AND EFFICIENCY EVEN IN THE HARSHTEST ENVIRONMENTS.



### Efficient performance.

JCB engines provide power for this generator range – that means you can expect superior performance, low fuel consumption, increased efficiency and low noise. It also means you can expect the sort of reliability that's only possible from a unit that's tried and proven in 200,000 machines around the world.

Mecc Alte alternators are among the most efficient on the market, and all of these generators are fitted with them as standard.

Monitoring and programming performance is easy with the standard-fit Deep Sea Electronics (DSE) 4510 control panel. A large screen and multilingual settings make it a very simple-to-use unit.

### Innovative flourishes.

The optional DSE 4520 control panel includes a transfer switch for smooth change-over between mains and generator power in the event of mains failure.

When it comes to noise, these generators create low noise levels ideal for a range of applications.

The G20QS to G220QS compact generators are easy to transport and position with a range of optional lift points. There is a choice of four lifting lugs, large fork pockets or a central lift point to enable the generator to be easily moved and placed on site.



## SERVICEABILITY, SAFETY AND DURABILITY.

AT JCB, WE UNDERSTAND THAT OUR MOBILE GENERATORS ARE FREQUENTLY DEPLOYED ON REMOTE, INHOSPITABLE SITES, AND IN HARSH, UNFORGIVING ENVIRONMENTS. FOR THAT REASON, WE'VE DESIGNED THE NEW G20QS TO G220QS UNITS TO MEET THE NEED NO MATTER WHERE THEY'RE INSTALLED.



### Made to last.

The three-stage fuel filter and optional self cleaning air filter protect the engine from premature wear even in the harshest environments.

The whole range has been developed and tested to operate in temperatures over 50 degrees so its no stranger to extreme environments.

To provide ultimate strength and durability in the most extreme conditions, we've fitted a robust, high quality steel canopy incorporating a single piece roof and its all protected by a phosphate dip and seven-stage paint process, giving a highly durable finish.

### Easy servicing.

Large heavy-duty service doors provide excellent access to key areas of your generator and robust removable hinges mean you can simply lift the doors off for even easier maintenance entry.

Quick and easy maintenance checks can be made as all of the key service points can be located from one side of the machine.

There's internal fuel filling with a locking cap to enhance security, and to make life even easier, there's an on-board fuel gauge too. We've also made the fuel tank easily removable for cleaning and servicing, should dirt or poor quality fuel get in the tank.


## LIVELINK, WORK SMARTER.

JCB LIVELINK IS AN INNOVATIVE SOFTWARE SYSTEM THAT LETS YOU MONITOR AND MANAGE YOUR MACHINES REMOTELY – ONLINE, BY EMAIL OR BY MOBILE PHONE.

### Productivity and cost benefits –

Remote access to performance data maximises productivity and improves fleet efficiency.

\* Note: Please consult your local dealer for Livelink availability



**Maintenance benefits** – Accurate hours monitoring, maintenance history records, critical machine alerts and service alerts improve maintenance planning.

**Security benefits** – Real-time geofencing lets you set operating zones and curfew alerts that tell you when your machinery is running outside of pre-determined times. Location information helps you store machines safely.

## VALUE ADDED.

JCB'S WORLDWIDE CUSTOMER SUPPORT IS FIRST CLASS. WHATEVER YOU NEED AND WHEREVER YOU ARE, WE'LL BE AVAILABLE QUICKLY AND EFFICIENTLY TO HELP MAKE SURE YOUR MACHINERY IS PERFORMING TO ITS FULL POTENTIAL.






Our Technical Support Service provides instant access to factory expertise, day or night, while our Finance and Insurance teams are always on hand to provide fast, flexible, competitive quotes.

JCB Assetcare offers comprehensive extended warranties and service agreements, as well as service-only or repair and maintenance contracts. Irrespective of what you opt for, our maintenance teams around the world charge competitive labour rates, and offer non-obligation quotations as well as fast, efficient insurance repair work.

The global network of JCB Parts Centres is another model of efficiency; with 15 regional bases, we can deliver around 95% of all parts anywhere in the world within 24 hours. Our genuine JCB parts are designed to work in perfect harmony with your machine for optimum performance and productivity.

\* JCB Assetcare may not be available in your region, so please check with your local dealer.

## 20 – 40kVA

				
<b>Model</b>		G20QS	G27QS	G45QS
Type - Open, Canopy		Canopy	Canopy	Canopy
Engine make		JCB Diesel by Kohler	JCB Diesel by Kohler	JCB Diesel by Kohler
Prime power (PRP) at 50Hz 400V	kVA	18	25	36
Standby power (ESP) at 50Hz 400V	kVA	20	27	40
Prime power (PRP) at 60Hz 380V	kVA	25	29	46
Standby power (ESP) at 60Hz 380V	kVA	28	33	50
Length	mm	1750	2250	2250
Width	mm	750	800	800
Height*	mm	1350	1350	1350

\*Height includes the optional fork pockets and single point lift







The 20 - 40kVA range are compact and lightweight models with great service access, making these generators highly versatile.

63 – 137kVA

								
<b>Model</b>	<b>G65S</b>	<b>G65QS</b>	<b>G90S</b>	<b>G90QS</b>	<b>G115S</b>	<b>G115QS</b>	<b>G140S</b>	<b>G140QS</b>
Type - Open, Canopy	Open	Canopy	Open	Canopy	Open	Canopy	Open	Canopy
Engine make	JCB 4 Cylinder	JCB 4 Cylinder	JCB 4 Cylinder	JCB 4 Cylinder	JCB 4 Cylinder	JCB 4 Cylinder	JCB 4 Cylinder	JCB 4 Cylinder
Prime power (PRP) at 50Hz 400V	kVA 59	59	80	80	105	105	125	125
Standby power (ESP) at 50Hz 400V	kVA 63	63	88	88	116	116	137	137
Prime power (PRP) at 60Hz 380V	kVA 70	70	86	86	102	102	131	131
Standby power (ESP) at 60Hz 380V	kVA 75	75	95	95	112	112	142	142
Length	mm 2750	2750	2850	2850	2850	2850	2850	2850
Width	mm 1140	1140	1140	1140	1140	1140	1140	1140
Height	mm 1575	1830	1575	1830	1575	1830	1575	1830

\*Height includes the optional fork pockets and single point lift

63 – 137kVA – STAGE IIIA

				
<b>Model - Stage IIIA</b>	<b>G66QS</b>	<b>G91QS</b>	<b>G116QS</b>	<b>G141QS</b>
Type - Open, Canopy	Canopy	Canopy	Canopy	Canopy
Engine make	JCB 4 Cylinder	JCB 4 Cylinder	JCB 4 Cylinder	JCB 4 Cylinder
Prime power (PRP) at 50Hz 400V	kVA 59	80	105	125
Standby power (ESP) at 50Hz 400V	kVA 63	88	116	137
Length	mm 2750	2850	2850	2850
Width	mm 1140	1140	1140	1140
Height	mm 1830	1830	1830	1830

\*Height includes the optional fork pockets and single point lift

## 165 – 220kVA



Model		G165QS	G200QS	G220QS
Type - Open, Canopy		Canopy	Canopy	Canopy
Engine make		JCB 6 Cylinder	JCB 6 Cylinder	JCB 6 Cylinder
Prime power (PRP) at 50Hz 400V	kVA	150	180	200
Standby power (ESP) at 50Hz 400V	kVA	165	200	220
Prime power (PRP) at 60Hz 380V	kVA	150	180	200
Standby power (ESP) at 60Hz 380V	kVA	165	200	220
Length	mm	3800	3800	3800
Width	mm	1140	1140	1140
Height	mm	2050	2050	2050

\*Height includes the optional fork pockets and single point lift



Excellent service access through large removable doors.



Access all key components from one side of the machine.



**ONE COMPANY, OVER 300 MACHINES.**

Your nearest JCB dealer

**JCB QS Generators G20QS – G220QS**

18 – 200kVA PRP / 20 – 220kVA ESP 50Hz  
 25 – 200kVA PRP / 28 – 220kVA ESP 60Hz

JCB Power Products, Rocester, Staffordshire, United Kingdom ST14 5JP.

Tel: +44 (0)1889 590312 Email: [salesinfo@jcb.com](mailto:salesinfo@jcb.com)

Download the very latest information on this product range at: [www.jcbgenerators.com](http://www.jcbgenerators.com)

©2009 JCB Sales. All rights reserved. No part of this publication may be reproduced, stored in a retrieval system, or transmitted in any form or by any other means, electronic, mechanical, photocopying or otherwise, without prior permission from JCB Sales. All references in this publication to operating weights, sizes, capacities and other performance measurements are provided for guidance only and may vary dependant upon the exact specification of machine. They should not therefore be relied upon in relation to suitability for a particular application. Guidance and advice should always be sought from your JCB Dealer. JCB reserves the right to change specifications without notice. Illustrations and specifications shown may include optional equipment and accessories. All images are correct at time of print. The JCB logo is a registered trademark of J C Bamford Excavators Ltd.

