

GSW-165P



Main Features

Frequency	Hz	50
Voltage	V	400
Power factor	cos ϕ	0.8
Phase and connection		3

Power Rating

Standby power LTP	kVA	164.00
Standby power LTP	kW	131.20
Prime power PRP	kVA	152.62
Prime power PRP	kW	122.10

Ratings definition (According to standard ISO8528 1:2005)

PRP - Prime Power:

It is defined as being the maximum power which a generating set is capable of delivering continuously whilst supplying a variable electrical load when operated for an unlimited number of hours per year under the agreed operating conditions with the maintenance intervals and procedures being carried out as prescribed by the manufacturer. The permissible average power output over 24 h of operation shall not exceed 70 % of the prime power.

LTP - Limited-Time running Power:

It is defined as the maximum power available, under the agreed operating conditions, for which the generating set is capable of delivering for up to 500 h of operation per year (whose no more than 300 for continuative use) with the maintenance intervals and procedures being carried out as prescribed by the manufacturers. No overload capability is available.

CONTACT US TODAY

1300 885 789 | paul@powergenaustralia.com.au
powergenaustralia.com.au

PowerGen
 AUSTRALIA

AUTHORISED DEALER

Engine specifications

Engine manufacturer	Perkins	
Model	1106A-70TAG2	
[50Hz] Exhaust emission level	Non Emission Certified	
Engine cooling system	Water	
Nr. of cylinder and disposition	6 in line	
Displacement	cm ³	7000
Aspiration	Turbocharged	
Speed governor	Mechanical	
Prime gross power PRP	kW	136
Maximum gross power LTP	kW	149.1
Oil capacity	l	14.9
Lube oil consumption @ PRP (max)	%	0.1
Coolant capacity	l	21
Fuel	Diesel	
Specific fuel consumption @ 75% PRP	g/kWh	199.7
Specific fuel consumption @ PRP	g/kWh	203.3
Starting system	Electric	
Starting engine capability	kW	4.2
Electric circuit	V	12



Engine equipment

Standards

The above ratings represent the engine performance capabilities to conditions specified in ISO 8528/5.

Lube oil system

Flat-bottomed isolated aluminium sump

Filter

- Fuel filter
- Air filter
- Oil filter

Cooling system

- Radiator (incorporating air-to-air charge cooler + fuel cooler)
- Water pump

CONTACT US TODAY

1300 885 789 | paul@powergenaustralia.com.au
powergenaustralia.com.au

PowerGen
— AUSTRALIA —

AUTHORISED DEALER

Alternator Specifications

Alternator		Mecc Alte
Model		ECP34-2L
Voltage	V	400
Frequency	Hz	50
Power factor	cos ϕ	0.8
Type		Brushless
Poles		4
Voltage regulation system		Electronic
Standard AVR		DSR
Voltage tolerance	%	1
Efficiency @ 75% load	%	93.5
Class		H
IP protection		23




Mechanical structure

Robust mechanical structure which permits easy access to the connections and components during routine maintenance check-ups.

Voltage regulator

Voltage regulation with DSR. The digital DSR controls the range of voltage, avoiding any possible trouble that can be made by unskilled personnel. The voltage accuracy is $\pm 1\%$ in static condition with any power factor and with speed variation between 5% and +30% with reference to the rated speed.



Windings / Excitation system

Generator stator is wound to 2/3 pitch. This eliminates triplen (3rd, 9th, 15th ...) harmonics on the voltage waveform and is found to be the optimum design for trouble-free supply of non-linear loads. The 2/3 pitch design avoids excessive neutral currents sometimes seen with higher winding pitches. MAUX (Standard): The MAUX MeccAlte Auxiliary Winding is a separate winding within the main stators that feeds the regulator. This winding enables to take an overload of 300% forced current (short circuit maintenance) for 20 seconds. This is ideal for motor starting requirements.

Insulation / Impregnation

Insulation is of class H standard. Impregnation is made with premium tropicalised epoxy resins by dipping and dripping. High voltage parts are impregnated by vacuum, so the insulation level is always very good. In the high-power models, the stator windings undergo a second insulation process. Grey protection is applied on the main and exciter stator to give enhanced protection.

Reference standards

Alternator manufactured according to , and complies with , the most common specification such as CEI 2-3, IEC 34-1, EN 60034-1, VDE 0530, BS 4999-5000, CAN/CSA-C22.2 No14-95-No100-95.

CONTACT US TODAY

1300 885 789 | paul@powergenaustralia.com.au
powergenaustralia.com.au

PowerGen
AUSTRALIA

AUTHORISED DEALER

Genset equipment

BASE FRAME MADE OF WELDED STEEL PROFILE, COMPLETE WITH:

- Anti-vibration mountings properly sized
- Welded or Screwed support legs. (according to canopy size)

PLASTIC FUEL TANK WITH THE FOLLOWING COMPONENT:

- Filler neck
- Air breather (ventilation pipe)
- Minimum fuel level sensor

OIL DRAINING PIPE WITH CAP:

- Oil draining facilities

ENGINE COMPLETE WITH:




- Battery
- Liquids (no fuel)

CANOPY:

- Soundproof canopy made up of modular panels, realized with zinc plated steel as treatment against corrosion and aggressive conditions, properly fixed and sealed allowing a full weatherproof enclosure.
- Easy access to the genset for maintenance purposes thanks to: Wide lateral access doors fixed by stainless steel hinges and provided with plastic lockable handles; Detachable panels, with screws holes protected by rubber tap.
- Control panel protection door provided with suitable window and lockable handle.
- Lateral air inlet opening properly protected and soundproofed. Exhaust air outlet from the roof, through wet section protected by proper grid.
- Single detachable lifting eye placed on the roof.

SOUNDPROOF:

- Noise attenuation thanks to soundproofing material
- Efficient residential silencer placed inside the canopy



CONTACT US TODAY

1300 885 789 | paul@powergenaustralia.com.au
powergenaustralia.com.au

PowerGen
— AUSTRALIA —

AUTHORISED DEALER

Dimensional data

Length	(L) mm	3400
Width	(W) mm	1250
Height	(H) mm	1770
Dry weight	Kg	2240
Fuel tank capacity	l	360



Autonomy

Fuel consumption @ 75% PRP	l/h	24.47
Fuel consumption @ 100% PRP	l/h	32.92
Running time @ 75% PRP	h	14.71
Running time @ 100% PRP	h	10.94

Noise level

Guaranteed noise level (LWA)	dB(A)	97
Noise pressure level @ 7 mt	dB(A)	68



Installation data

Exhaust gas flow @ PRP	m ³ /min	23.78
Exhaust gas temperature @ LTP	°C	484

Data Current

Battery capacity	Ah	140
MAX current	A	236.72
Circuit breaker	A	250

Control panel availability

AUTOMATIC CONTROL PANEL	ACP
-------------------------	-----

CONTACT US TODAY

1300 885 789 | paul@powergenaustralia.com.au
powergenaustralia.com.au

PowerGen
AUSTRALIA

AUTHORISED DEALER

ACP - Automatic control panel

Mounted on the genset, complete with digital control unit AC03 for monitoring, control and protection of the generating set, protected through door with lockable handle

DIGITAL INSTRUMENTATION (through AC-03)

- Generating set voltage (3 phases)
- Mains voltage
- Generating set frequency
- Generating set current (3 phases)
- Battery voltage
- Power (kVA - kW - kVAr)
- Power factor Cos ϕ
- Hours-counter
- Engine speed r.p.m.
- Fuel level (%)
- Engine temperature (depending on model)

COMMANDS AND OTHERS

- Four operation modes: OFF - Manual starting - Automatic starting - Automatic test
- Pushbutton for forcing Mains contactor or Genset contactor
- Push-buttons: start/stop, fault reset, up/down/page/enter selection
- Remote starting availability
- DC system disconnection switch
- Acoustic alarm
- Automatic battery charger
- RS232 Communication port
- Settable PASSWORD for protection level

PROTECTIONS WITH ALARM

- Engine protections: low fuel level, low oil pressure, high engine temperature
- Genset protections: under/over voltage, overload, under/over frequency, starting failure, under/over battery voltage

PROTECTIONS WITH SHUTDOWN

- Engine protections: low fuel level, low oil pressure, high engine temperature
- Genset protection: under/over voltage, overload, under/over battery voltage, battery charger failure
- Circuit breaker protection: III poles
- Earth Fault included in the control unit

OTHERS PROTECTIONS

- Emergency stop button
- Panel protected through door with lockable handle



OUT PUT PANEL ACP

Plinth row for connection from ACP to LTS panel.	√
Power cables connection to Circuit Breaker.	√

CONTACT US TODAY

1300 885 789 | paul@powergenaustralia.com.au
powergenaustralia.com.au

PowerGen
AUSTRALIA

AUTHORISED DEALER

Supplements:

Only Available when order

:

ENGINE SUPPLEMENTS

PHS - Coolant Pre-Heating System - available for models:

ACP

CONTACT US TODAY

1300 885 789 | paul@powergenaustralia.com.au
powergenaustralia.com.au

PowerGen
— AUSTRALIA —

AUTHORISED DEALER

Accessories

Items available as accessory equipment

LTS - LOAD TRANSFER SWITCH - Accessories ACP

Load Transfer Switch panel complete with:

- Two layers motorized change-over switch 4pole made by means of two switch disconnectors mechanically interlocked.
- Emergency stop button

The Load Transfer Switch (LTS) panel operates the power supply changeover between the generator and the Mains in backup applications, guarantying the feeding to the load within a short period of time.

It consists of a standalone cabinet which can be installed separate from the generating set.

The logic control of the power supply changeover is operated by means of the Automatic Control panel mounted on the generating set, so therefore none logic device is required on the LTS panel.



NOMINAL CURRENT & DIMENSIONS PANEL LTS (standard*)

Nominal Current	A	250
Code LTS		SY000A000U8
Width	(W) mm	600
Height	(H) mm	850
Depth	(D) mm	300
Weight	Kg	45

* = Available electrical power more



CONTACT US TODAY

1300 885 789 | paul@powergenaustralia.com.au
powergenaustralia.com.au

PowerGen
— AUSTRALIA —

AUTHORISED DEALER

The information is aligned with the Data file at the time of download. Printed on 27/03/2017 (ID 5895)

©2016 | PR INDUSTRIAL s.r.l. | All rights reserved | Image shown may not reflect actual package.
Specifications subject to change without notice

