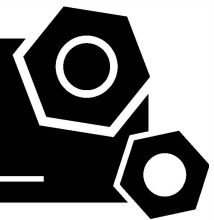


Generator set
Sound-proof type
GMS100CS-AU

SPECIFICATIONS



www.powerlinkworld.com

CONTACT US TODAY

1300 885 789 | paul@powergenaustralia.com.au
powergenaustralia.com.au

PowerGen
— AUSTRALIA —

AUTHORISED DEALER

1 Standards & Conditions

Design Standards

The designs and the productions are in conformity with:

- Conformance Européenne (CE)
- ISO8528-5:2005
- AS 3000-2018
- AS 3010-2017

Environmental Operating Conditions

- Installation place: Outdoors or indoors (well ventilated).
- Ambient temperature: -25°C to 45°C. The coolant heater is needed when the temperature is below 5°C
- Humidity: Less than 80%.
- Altitude: Below one thousand (1000) meters.

Factory Inspection

- Inspection items.
- Protection devices working test.
- Starting ability in normal temperature.
- 50% rated power load moment capability.
- Voltage deviation and speed variation: 0%, 25%, 50%, 75%, 100%, 110% Load.

Painting Process

- Painting process specifications and colors are based on the manufacturer's standard.
- The customer could also choose the color which the manufacturer offers.

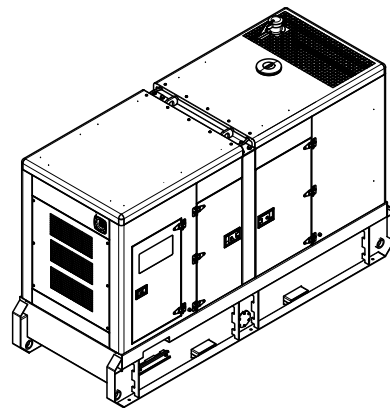
2 General Features

- Cummins engine 6BT5.9G2
- Close coupled to a Stamford alternator UCI274C
- Microprocessor control module PLC-7420
- ABB main circuit breaker: 160A
- Rotate speed governor: Mechanical governor
- Excitation system: Self excited, SHUNT
- A.V.R model: AS440
- Key switch
- Emergency stop switch
- ATS (automatic transfer switch) receptacle
- Remote run connector
- 2x12V/72AH sealed for life maintenance free battery

- Lockable battery isolator switch
- Powder coated canopy
- 50°C radiator
- Oil pump on the engine
- Non-returning valve for fuel inlet hose of the engine
- Steel base frame with forklifts
- Vibration isolators between the engine/alternator and base frame
- Dry type air filter
- Base fuel tank for 25 hours running
- Drain points for fuel tank
- Breather valve for fuel tank
- Operation Manual / Specifications

3 Equipment Specification

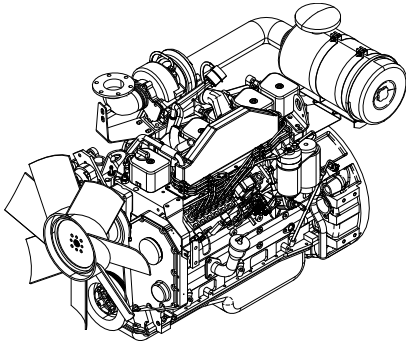
General technical data



Model.....	GMS100CS-AU
Structure type	R
Tank capacity.....	540L
Dry weight.....	2081kg
Noise level @7m	70.1dBA
Dimensions LxWxH.....	2970x1172x1803mm
Standby Power	110kVA/88kW
Prime Power	100kVA/80kW
Voltage/Current.....	415V/139A

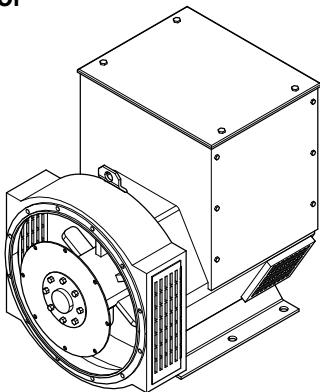
Genset Fuel Consumption					
Frequency/Load	25%	50%	75%	100%	110%
50Hz (L/h)	7.0	11.0	17.0	22.0	25.0

Diesel Engine



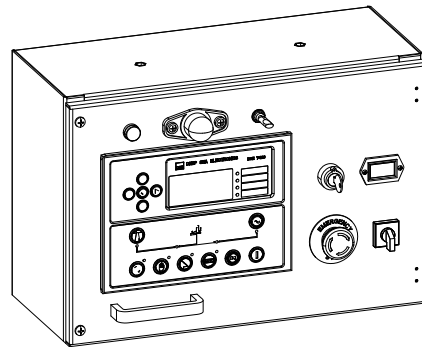
Engine Manufacturer/Brand.....	Cummins
Engine Model.....	6BT5.9G2
Dimensions LxWxH.....	1198*716.8*1008
Dry Weigh (approx.)	411kg
Number of Cylinders.....	6
Bore.....	102mm
Stroke	120mm
Displacement.....	5.9L
Compression Ratio.....	17.3
Type of injection.....	Direct injection
Intake System.....	Turbocharged,air-to-air charge cooled
Intake Resistance.....	≤6.28kPa
Cooling System	Water cooled
Fan	Pusher
Battery Voltage	12/24V
Type of Fuel.....	Diesel
Type of Oil	15W40-CF4
Oil Capacity	14.2L
Type of Coolant	Glycol mixture
Coolant Capacity	29.7L
Heat Rejected To Water&Oil.....	49kW(2744BTU/min)
Back Pressure	≤10.1kPa
Standby Power.....	92kW
Prime Power.....	86kW
Fuel Consumption(100%load)	214g/kW.h

Alternator



Alternator Manufacturer/Brand	Stamford
Alternator Model	UCI274C
Exciter.....	Brushless
Cooling Fan	Cast alloy aluminum
Windings.....	100% copper
Insulation Class	H
Winding Pitch.....	2/3
Terminals	12
Drip Proof	IP23
Altitude.....	≤1000m
Overspeed	2250 rpm
Air Flow.....	0.514m³/s(50HZ),0.617m³/s(60HZ)
Voltage Regulation	±1.0%
Total harmonic TGH / THCat no load <	1.5 % - on load < 5%
Telephone Interference.....	THF<2%;TIF<50

PLC-7420 Control System



1000177373-AP1-G2

PLC-7420 is an advanced control module based on micro-processor, containing all necessary functions for protection of the genset and the breaker control. It can monitor the mains supply, and automatically start the engine when the mains is abnormal. Accurately measure various operational parameters and display all values and alarms information on the LCD. In addition, the control module can automatically shut down the engine and indicate the engine failure.

- Microprocessor control, with high stability and credibility
- Monitoring and measuring operational parameters of the mains supply and genset
- Indicating operation status, fault conditions, all parameters and alarms
- Multiple protections; multiple parameters display, like pressure, temp. etc.
- Manual, automatic and remote work mode selectable
- Real time clock for time and date display, overall runtime display, 250 log entries
- Overall power output display
- Integral speed/frequency detecting, telling status of start, rated operation, overspeed etc.
- Communication with PC via RS485 OR RS232 interface, using MODBUS protocol

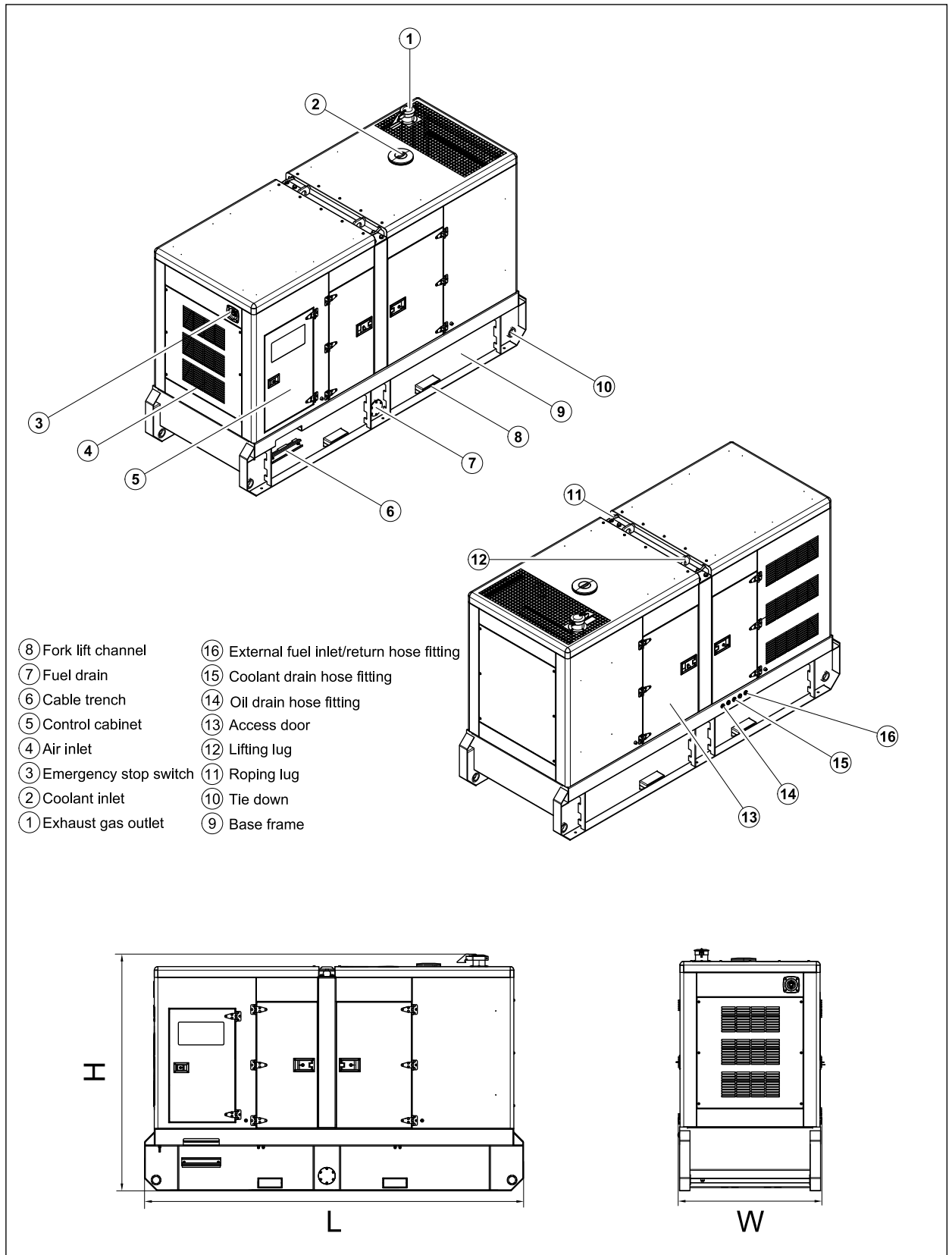
CONTACT US TODAY

1300 885 789 | paul@powergenaustralia.com.au
powergenaustralia.com.au

PowerGen
— AUSTRALIA —

AUTHORISED DEALER

4 Overall Dimensions



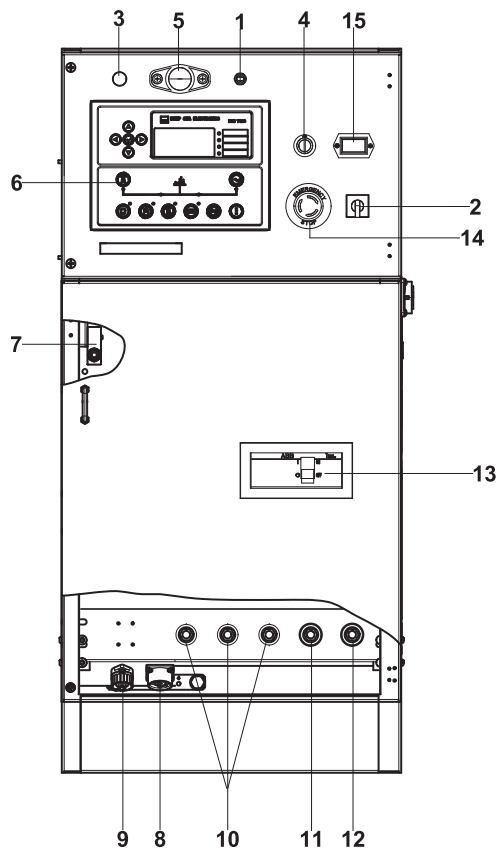
CONTACT US TODAY

1300 885 789 | paul@powergenaustralia.com.au
powergenaustralia.com.au

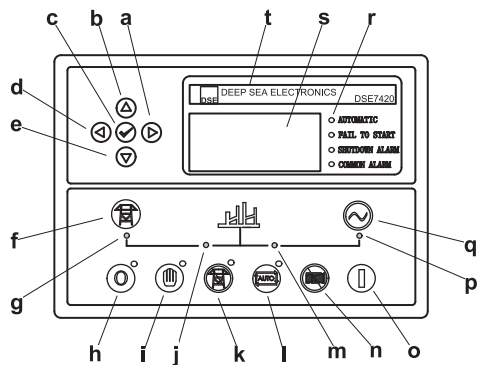
PowerGen
— AUSTRALIA —

AUTHORISED DEALER

5 Control System



Control & Field wiring cabinet



Control module

Ref.	Description
1	Control cabinet lamp switch
2	Mains input changeover switch
3	Charge indicator
4	Key switch
5	Control cabinet lamp
6	Control module
7	Limit switch
8	ATS connector
9	Remote run connector
10	Live wire terminals
11	Neutral wire terminal
12	Ground wire terminal
13	Main circuit breaker
14	Emergency stop switch
15	Time counter

a	Button (next page)
b	Button (increase value / previous item)
c	Button (accept)
d	Button (previous page)
e	Button (decrease value / next item)
f	Button (transfer the load to the mains supply, when in Manual mode only)
g	Mains supply available LED
h	Stop / Reset button
i	Manual button (Manual control mode)
j	Mains supply on load LED
k	Test button (Test mode)
l	Auto button (Auto mode)
m	Genset on load LED
n	Mute/Lamp test button
o	Start button (Manual)
p	Genset available LED
q	Button (transfer the load to the genset, when in Manual mode only)
r	Alarm LED (4 alarm items)
s	LCD display
t	Control module name

CONTACT US TODAY

1300 885 789 | paul@powergenaustralia.com.au
powergenaustralia.com.au

PowerGen
— AUSTRALIA —

AUTHORISED DEALER

1000023417-G3-E

10.2020

<http://www.powerlinkworld.com>

*Specification may change without prior notice. For more info.,
contact Power Link or your local distributors please.*

CONTACT US TODAY

1300 885 789 | paul@powergenaustralia.com.au
powergenaustralia.com.au

PowerGen
— AUSTRALIA —

AUTHORISED DEALER