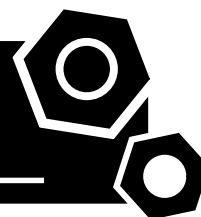


Generator set
Sound-proof type
GMS200CS-AU

SPECIFICATIONS



www.powerlinkworld.com

CONTACT US TODAY

1300 885 789 | paul@powergenaustralia.com.au
powergenaustralia.com.au

PowerGen
— AUSTRALIA —

AUTHORISED DEALER

1 Standards & Conditions

Design Standards

The designs and the productions are in conformity with:

- Conformance European (CE)
- China Compulsory Certification (CCC)
- ISO8528-5:2005
- GB/T2820.5-2009
- AS 3000-1997
- AS 3010.1-1988

Environmental Operating Conditions

- Installation place: Outdoors or indoors (well ventilated).
- Ambient temperature: -25°C to 45°C. The coolant heater is needed when the temperature is below 5°C
- Humidity: Less than 90%.
- Altitude: Below one thousand (1000) meters above sea level.

Factory Inspection

- Inspection items.
- Protection devices working test.
- Starting ability in normal temperature.
- 50% rated power load moment capability.
- Voltage deviation and speed variation: 0%, 25%, 50%, 75%, 100%, 110% Load.

Painting Process

- Painting process specifications and colors are based on the manufacturer's standard.
- The customer could also choose the color which the manufacturer offers.

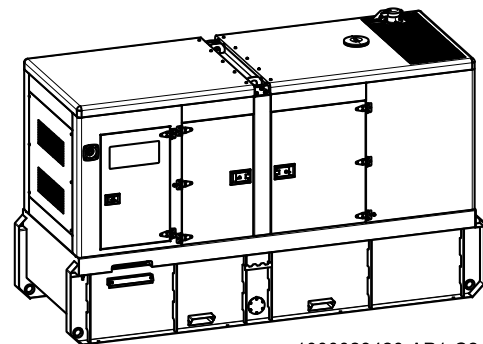
2 General Features

- Cummins engine 6CTAA8.3-G2
- Close coupled to a Stamford alternator UCI274H
- Microprocessor control module PLC-7420
- ABB main circuit breaker: 320A
- Rotate speed governor: Electrical governor S6700E
- Excitation System: PMG
- A.V.R. Model: MX341
- Key switch
- Emergency stop switch
- ATS (automatic transfer switch) receptacle

- Remote run connector
- 2x12V/120AH sealed for life maintenance free battery
- Lockable battery isolator switch
- Powder coated canopy
- 50°C radiator
- Oil pump on the engine
- Non-returning valve for fuel inlet hose of the engine
- Steel base frame with forklifts
- Vibration isolators between the engine/alternator and base frame
- Dry type air filter
- Base fuel tank for 24 hours running
- Drain points for fuel tank
- Breather valve for fuel tank
- Operation Manual / Specifications

3 Equipment Specification

General technical data

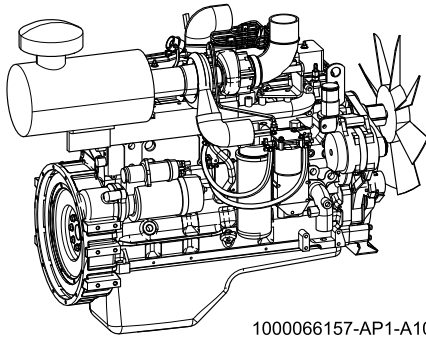


1000023420-AP1-C2

Model.....	GMS200CS-AU
Structure type	R
Tank capacity	1330L
Dry weight.....	2959kg
Sound pressure level @ 7m	74.2dBA
Dimensions L×W×H.....	3592x1322x2148mm
Standby Power	220kVA/176kW
Prime Power	200kVA/160kW
Voltage/Ampere	415V/278A

Genset Fuel Consumption					
Frequency/Load	25%	50%	75%	100%	110%
50Hz (L/h)	13.5	23.3	34.0	45.4	51.4

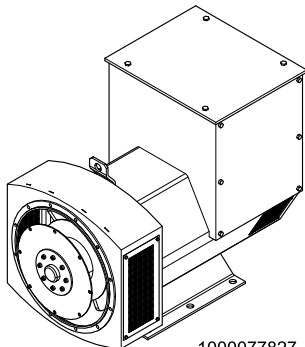
Diesel Engine



1000066157-AP1-A10

Engine Manufacturer/Brand.....	Cummins
Engine Model.....	6CTAA8.3G2
Dimensions L×W×H.....	1485.3*866.5*1245.0
Dry Weigh (approx.).....	702kg
Number of Cylinders.....	6
Bore.....	114mm
Stroke.....	135mm
Displacement.....	8.3L
Compression Ratio.....	N/A
Type of injection.....	Direct injection
Intake System.....	Turbocharged,water-to-air charge cooled
Intake Resistance.....	≤6.28kPa
Cooling System.....	Water cooled
Fan.....	Pusher
Battery Voltage.....	12/24V
Type of Fuel.....	Diesel
Type of Oil.....	ACEA E2, API CF, CF-4, CG-4
Oil Capacity.....	18.9L
Type of Coolant.....	Glycol mixture
Coolant Capacity.....	45.3L
Back Pressure.....	≤10.1kPa
Heat Rejected To Exhaust System... 123kW(6999BTU/min)	
Heat Rejected To Water&Lube Oil..... 83kW(4723BTU/min)	
Standby Power.....	203kW
Prime Power.....	183kW
Fuel Consumption(100%load).....	45.4L/h

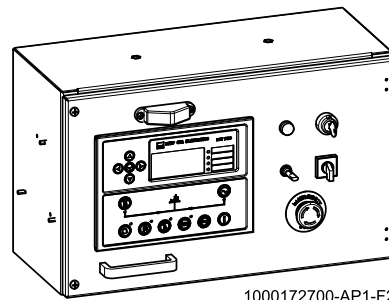
Alternator



1000077827-AP1-A1

Alternator Manufacturer/Brand.....	Stamford
Alternator Model.....	UCI274H
Exciter.....	Brushless
Cooling Fan.....	Cast alloy aluminum
Windings.....	100% copper
Insulation Class.....	H
Winding Pitch.....	2/3
Terminals.....	12
Drip Proof.....	IP23
Altitude.....	≤1000m
Overspeed.....	2250rpm
Air Flow.....	0.514m³/s(50Hz),0.617m³/s(60Hz)
Voltage Regulation.....	±1.0%
Total Harmonic TGH / THCat no load < 1.5 % - on load < 5%	
Telephone Interference.....	THF<2%;TIF<50

PLC-7420 Control System



1000172700-AP1-F2

PLC-7420 is an advanced control module based on micro-processor, containing all necessary functions for protection of the genset and the breaker control. It can monitor the mains supply, and automatically start the engine when the mains is abnormal. Accurately measure various operational parameters and display all values and alarms information on the LCD. In addition, the control module can automatically shut down the engine and indicate the engine failure.

- Microprocessor control, with high stability and credibility
- Monitoring and measuring operational parameters of the mains supply and genset
- Indicating operation status, fault conditions, all parameters and alarms
- Multiple protections; multiple parameters display, like pressure, temp. etc.
- Manual, automatic and remote work mode selectable
- Real time clock for time and date display, overall runtime display, 250 log entries
- Overall power output display
- Integral speed/frequency detecting, telling status of start, rated operation, overspeed etc.
- Communication with PC via RS485 OR RS232 interface, using MODBUS protocol

CONTACT US TODAY

1300 885 789 | paul@powergenaustralia.com.au
powergenaustralia.com.au

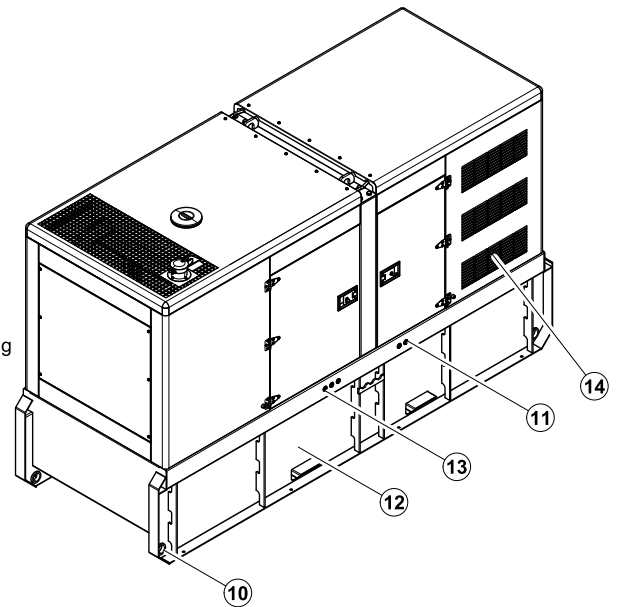
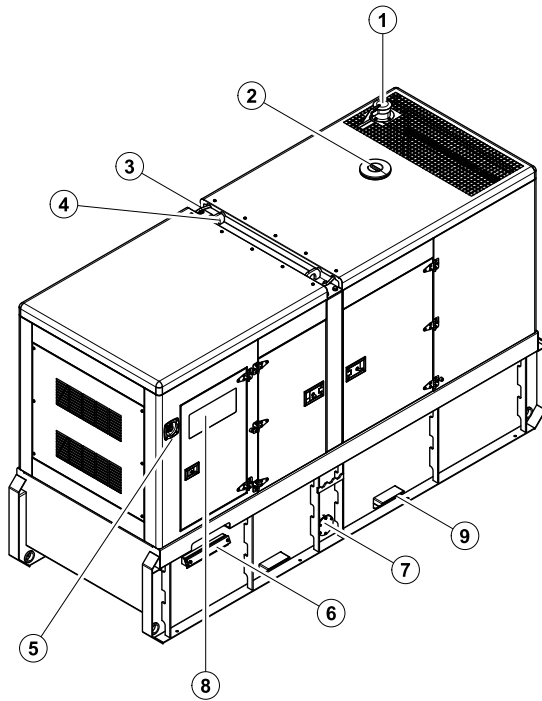
PowerGen
— AUSTRALIA —

AUTHORISED DEALER

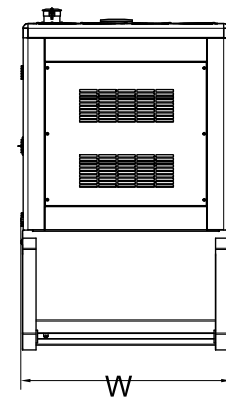
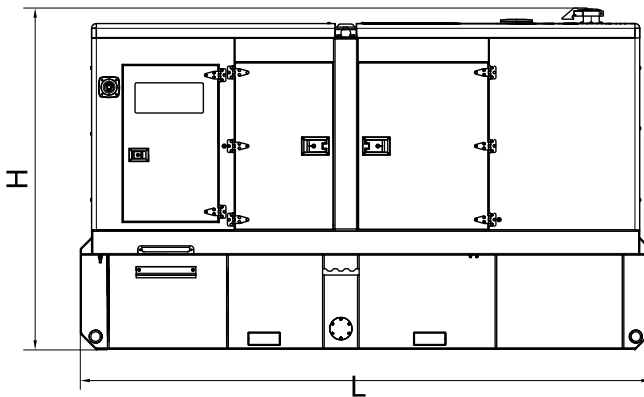
4 Overall Dimensions

1000023420-DR1-C2

Dry weight	2959kg
Fuel tank capacity	1330L
Dimensions L x W x H	3592x1322x2152mm



- ⑦ Fuel drain
- ⑥ Cable trench
- ⑤ Emergency stop switch
- ④ Lifting lug
- ③ Roping lug
- ② Coolant inlet
- ① Exhaust gas outlet
- ⑭ Air inlet
- ⑬ Coolant drain/
External fuel inlet/return hose fitting
- ⑫ Base frame
- ⑪ Oil drain hose fitting
- ⑩ Tie down
- ⑨ Fork lift channel
- ⑧ Control cabinet



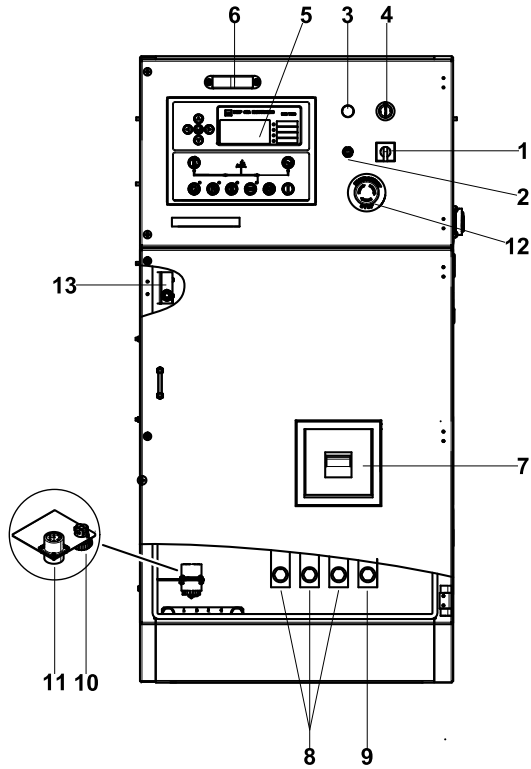
CONTACT US TODAY

1300 885 789 | paul@powergenaustralia.com.au
powergenaustralia.com.au

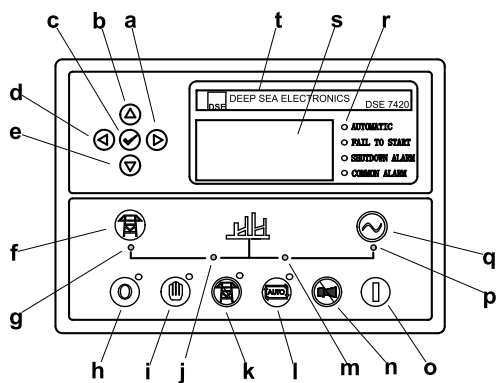
PowerGen
— AUSTRALIA —

AUTHORISED DEALER

5 Control System



Control & Field wiring cabinet



Control module

Ref.	Description
1	Mains input changeover switch
2	Control cabinet lamp switch
3	Charge indicator
4	Key switch
5	Control module
6	Control cabinet lamp
7	Main circuit breaker
8	Live wire terminals
9	Neutral wire terminal
10	Mains input/Remote control communication connector
11	Mains input/Remote control/ATS communication connector
12	Emergency stop switch
13	Limit switch

a	Button (next page)
b	Button (increase value / previous item)
c	Button (accept)
d	Button (previous page)
e	Button (decrease value / next item)
f	Button (transfer the load to the mains supply, when in Manual mode only)
g	Mains supply available LED
h	Stop / Reset button
i	Manual button (Manual control mode)
j	Mains supply on load LED
k	Test button (Test mode)
l	Auto button (Auto mode)
m	Genset on load LED
n	Mute/Lamp test button
o	Start button (Manual)
p	Genset available LED
q	Button (transfer the load to the genset, when in Manual mode only)
r	Alarm LED (4 alarm items)
s	LCD display
t	Control module name

1000172700-IT1-F2

CONTACT US TODAY

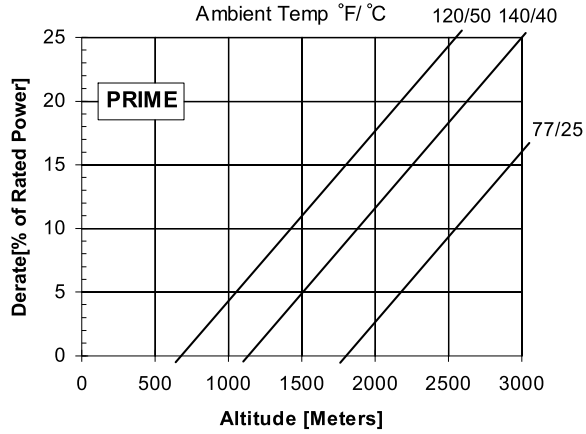
1300 885 789 | paul@powergenaustralia.com.au
powergenaustralia.com.au

PowerGen
— AUSTRALIA —

AUTHORISED DEALER

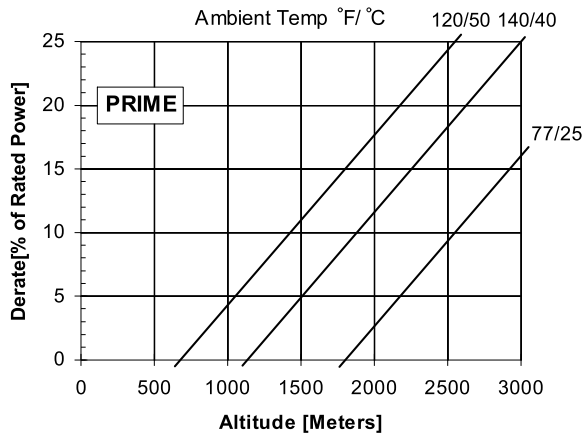
6 Derate Curves

GENERATOR SET DERATE CURVES (GMS200CS-AU)

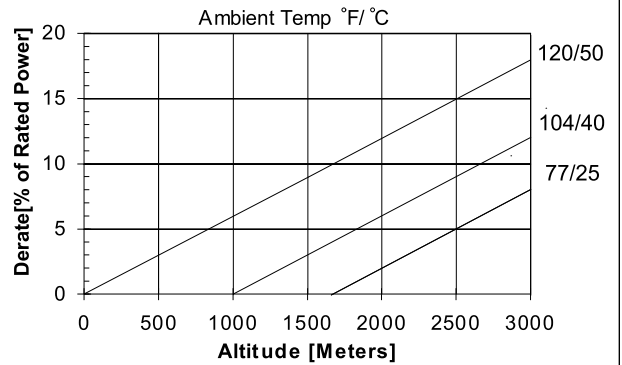


Prime power derate curve

ENGINE DERATE CURVES @ 1500RPM (6CTAA8.3G2)



ALTERNATOR DERATE CURVES (UCI274H)



CONTACT US TODAY

1300 885 789 | paul@powergenaustralia.com.au
powergenaustralia.com.au

PowerGen
AUSTRALIA

AUTHORISED DEALER

1000023420-F2-E
10.2020

<http://www.powerlinkworld.com>

*Specification may change without prior notice. For more info.,
contact Power Link or your local distributors please.*

© 2020 POWERLINK

CONTACT US TODAY

1300 885 789 | paul@powergenaustralia.com.au
powergenaustralia.com.au

PowerGen
— AUSTRALIA —
AUTHORISED DEALER