

# PRL200F

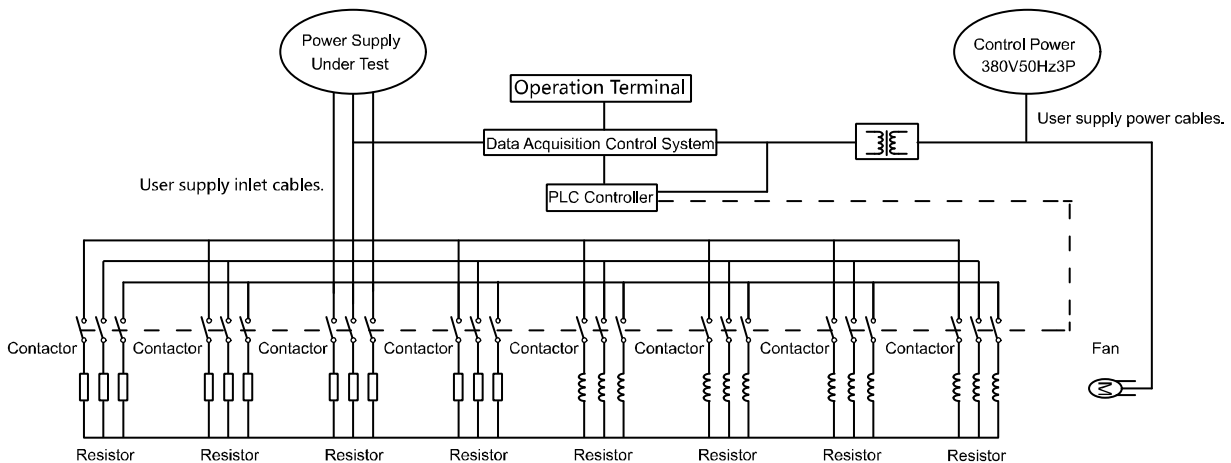
## Resistive Load Bank

Resistive load bank is a type of detection and maintenance equipment for power supply, for example generator set, UPS and transmission facility. It can be used for loading ability test of a new genset as well as daily inspection of a backup genset.

Model	PRL200F
Tested voltage	AC380~415V 3P
Tested frequency	50Hz
Load type	Resistive
Rated power	200kW
Power factor	1.0
Connection type	Star ( 3P&4 wires )
Load precision	±3%
Phases imbalance	≤3%
Duty	Continuous
Cooling system	Forced air cooling
Control method	Manual
Insulation class	F
Ingress protection	IP23 (Control cabinet: IP54)
Structure type	Stationary
Power supply	380~415VAC 3P&4W



### Working Principle



### Design Standards

- ISO 8528
- GJB 1488-1992
- GJB 235A-1997
- YD/T 502-2007
- GB/T 1029-2005
- GB/T 3797-2005

### Test Items

- Continuous running
- Sudden load change
- Wind protection
- Starting capability
- High tem. capability
- Rainproof capability
- Safety functions

### Protection Functions

- Resistor high temperature
- Air supply volume by fan
- Fan malfunction
- Over voltage
- Under voltage

# PRL200F

## Resistive Load Bank

### Resistors System

Rated power	200kW
Withstand voltage	AC2000V/5S
Resistance precision	±10%
Insulated resistance	DC500V 100MΩ/Resistor
Working voltage	0 ~ 415VAC
Overload capability	2000kW/s
Working temp.	-15°C~65°C
Highest temp.	300°C(Surface of resistor)
Ingress protection	IP00
Temp. coefficient	≤±400ppm/°C
Resistor material	Alloy

### Cooling System

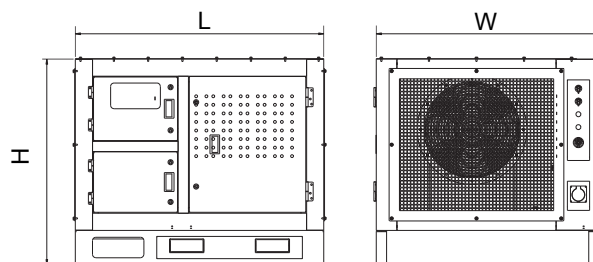
Fan type	Axial
Fan number	1
Fan power	2.0kW
Working voltage	0 ~ 415VAC
Configures motor	AC motor
Working tem.	-15°C~65°C

### Control System

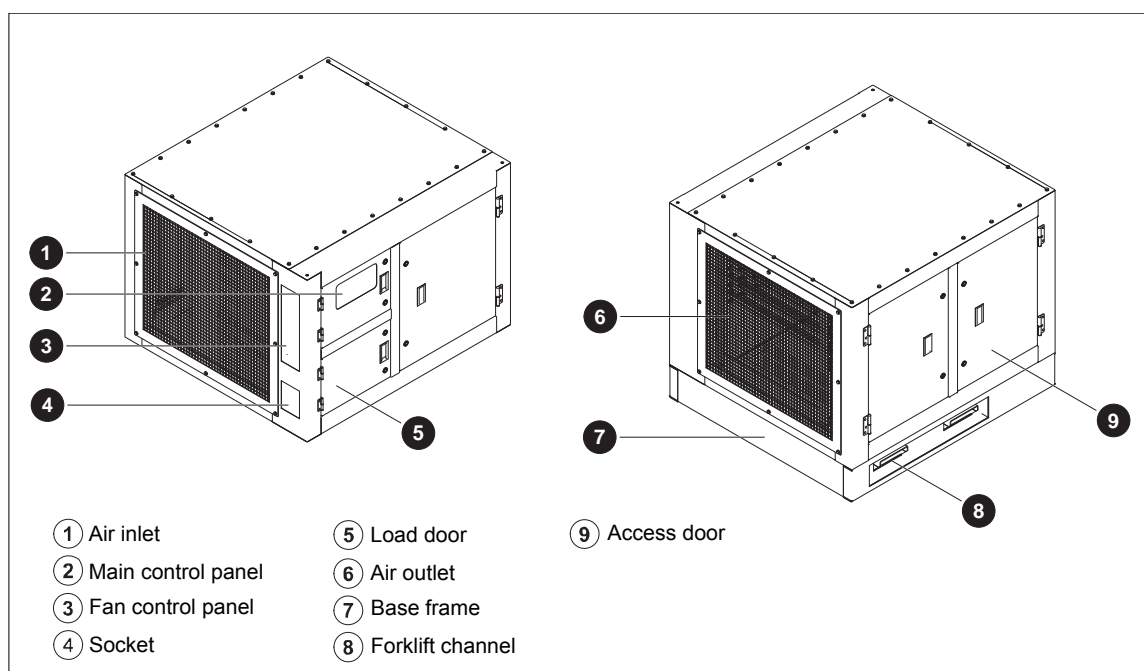
Power cable	RV series
Electric control cable	Refractory, bilayer guard
Plug	Waterproof quick plug
Tem. alarm set	TBD
Air supply alarm set	TBD
Loading resistors	AC contactors control
Loading manually	Toggle switch
Loading automatically	PLC control (optional)
Auto data acquisition	Econtrol instrument

### Dimension & Weight

Dimension ( LxWxH )	Weight
1250x1300x1700mm	520kg

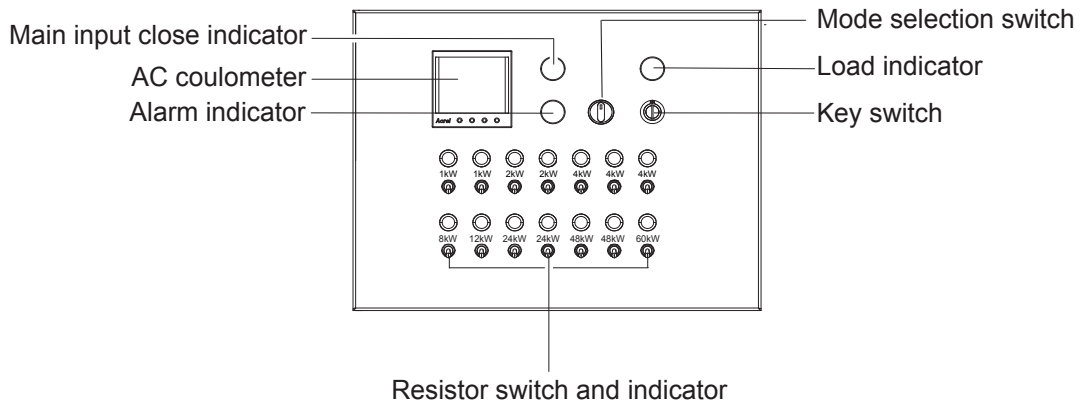


### Overall Drawing

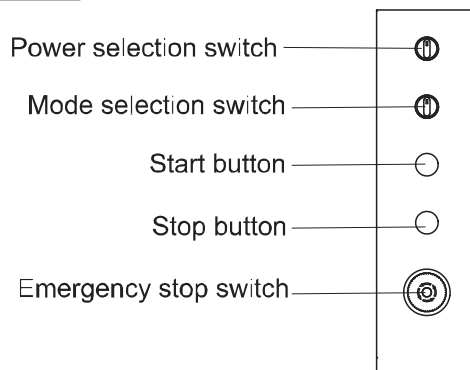


**Control Panel**

Main Control Panel



Fan Control Panel



Connection Bars

